


RUN DATE:06/16/10 07:31 PM

VOTES PERCENT


PRECINCTS COUNTED (OF 49)	49	100.00
BALLOTS CAST - TOTAL	26,905	

JUNE 16, 2010


WE CERTIFY THAT THIS IS THE CORRECT
VOTE TOTALS FROM THE REPUBLICAN PARTY
RECOUNT OF THE GOVERNOR PRIMARY ELECTION.



 INSTRUCTOR




 REPUBLICAN PARTY




 REPUBLICAN PARTY



 REPUBLICAN PARTY



 REPUBLICAN PARTY



 REPUBLICAN PARTY

RUN DATE:06/16/10 07:31 PM

VOTES PERCENT

FOR GOVERNOR

(WITH 49 OF 49 PRECINCTS COUNTED)

ROBERT BENTLEY	7,134	26.71
BRADLEY BYRNE	7,845	29.38
TIM JAMES	7,497	28.07
BILL JOHNSON	354	1.33
ROY S. MOORE	3,716	13.91
JAMES POTTS	89	.33
CHARLES TAYLOR	71	.27
Over Votes	0	
Under Votes	197	

WITH 49 OF 49 PRECINCTS REPORTING

B C T
A A O
L S T
L T A
O L
T
S

0001 DUNNAVANT COMM. CTR.	148
0002 VANDIVER VOL. FIRE	191
0003 TURNER HOLLIS LEGION #195	103
0004 VINCENT CITY HALL	264
0005 HARPERSVILLE CITY HALL	202
0006 NEW LIFE ASSEMBLY OF GOD	609
0007 CHELSEA CITY HALL	617
0008 NORTH SHELBY BAPTIST	204
0009 ASBURY UNITED METHODIST	836
0011 SPORTS BLASTSHELBY CO.	1050
0013 SHOAL CREEK TOWN HALL	277
0014 GREYSTONE FARMS CLUBHOUSE	436
0015 HOOVER FIRE STATION NO. 8	625
0017 THE CHURCH AT BROOKHILLS	909
0019 MEADOWBROOK BAPTIST	771
0021 NEW HOPE CUMBERLAND PRSBY	836
0023 1ST CHRISTIAN CHURCH	664
0025 VALLEYDALE BAPTIST	1099
0027 RIVERCHASE CHURCH CHRIST	831
0029 PELHAM CIVIC COMPLEX	1442
0032 HELENA UNITED METHODIST	1732
0036 SOUTHCREST BAPTIST CHURCH	501
0038 MAYLENE PENTECOSTAL LIGHT	141
0039 SILURIA BAPTIST CHURCH	755
0041 ALABASTER LIBERTY BAPTIST	81
0042 EVANGEL PRESBY. CHURCH	989
0044 1ST PRESBYTERIAN CHURCH	779
0046 SOUTHSIDE BAPTIST CHURCH	636
0048 UNIVERSITY BAPTIST CHURCH	344
0049 UNDERWOOD BAPTIST CHURCH	104
0050 PEA RIDGE COMMUNITY CTR.	141
0051 WILTON MNCIPAL ANNEX	69
0052 MONTEVALLO PARKS & REC.	226
0053 CALERA COMMUNTIY CENTER	668
0055 CONCORD BAPTIST CHURCH	682
0057 CAMP BRANCH CIVIC CENTER	398
0058 COLUMBIANA REC. BUILDING	811
0060 FOURMILE VOL. FIRE/RESCUE	213
0061 WILSONVILLE UN. METHODIST	546
0062 OLD SHELBY ELEM. SCHOOL	319
0063 BAY SPRINGS BAPTIST	232
0064 CHRIST UNITED METHODIST	735
0066 FAITH PRESBYTERIAN CHURCH	796
0068 RIVERCHASE UN. METHODIST	621
0070 UN METHODIST ALABASTER	696
0072 COVENANT LIFE CHURCH	622
0074 CHELSEA LIBERTY BAPTIST	473
0075 ABSENTEE	472
0076 PROVISIONAL	9
CANDIDATE TOTALS	26905

FOR GOVERNOR

WITH 49 OF 49 PRECINCTS REPORTING

	R B O E	B B R Y	B J I O	C T H A						
	B N	A R	T J	L H	R S M	J P	A Y	O V	U V	
	E T	D N	I A	L N	O . O	A O	R L	V O	N O	
	R L	L E	M M	S	Y O	M T	L O	E T	D T	
	T E	E	E	O	R E	E T	L E R	R E	E E	
	Y	Y	S	N	E	S S	S	S	R S	
0001 DUNNAVANT COMM. CTR.		39	31	43	1	30	2	1	0	1
0002 VANDIVER VOL. FIRE		44	32	65	0	47	0	2	0	1
0003 TURNER HOLLIS LEGION #195		31	14	34	0	24	0	0	0	0
0004 VINCENT CITY HALL		80	44	61	5	74	0	0	0	0
0005 HARPERSVILLE CITY HALL		52	34	56	2	55	0	0	0	3
0006 NEW LIFE ASSEMBLY OF GOD		191	132	162	6	107	0	4	0	7
0007 CHELSEA CITY HALL		146	141	205	5	108	1	2	0	9
0008 NORTH SHELBY BAPTIST		61	65	52	1	24	1	0	0	0
0009 ASBURY UNITED METHODIST		177	321	228	6	93	1	3	0	7
0011 SPORTS BLASTSHELBY CO.		221	349	315	17	138	2	1	0	7
0013 SHOAL CREEK TOWN HALL		41	112	93	3	26	0	0	0	2
0014 GREYSTONE FARMS CLUBHOUSE		87	173	135	6	32	2	0	0	1
0015 HOOVER FIRE STATION NO. 8		122	276	187	8	30	0	0	0	2
0017 THE CHURCH AT BROOKHILLS		180	421	214	17	63	2	2	0	10
0019 MEADOWBROOK BAPTIST		143	317	239	14	47	0	1	0	10
0021 NEW HOPE CUMBERLAND PRSBY		236	282	246	3	60	3	1	0	5
0023 1ST CHRISTIAN CHURCH		147	278	154	9	70	0	1	0	5
0025 VALLEYDALE BAPTIST		243	430	292	15	106	0	2	0	11
0027 RIVERCHASE CHURCH CHRIST		189	333	226	11	64	0	3	0	5
0029 PELHAM CIVIC COMPLEX		404	406	412	19	188	2	3	0	8
0032 HELENA UNITED METHODIST		467	425	539	26	249	4	10	0	12
0036 SOUTHCREST BAPTIST CHURCH		120	162	133	0	85	0	0	0	1
0038 MAYLENE PENTECOSTAL LIGHT		34	19	54	1	33	0	0	0	0
0039 SILURIA BAPTIST CHURCH		222	151	207	22	142	2	2	0	7
0041 ALABASTER LIBERTY BAPTIST		19	9	30	3	19	0	0	0	1
0042 EVANGEL PRESBY. CHURCH		276	236	287	10	167	3	2	0	8
0044 1ST PRESBYTERIAN CHURCH		197	189	239	13	132	3	4	0	2
0046 SOUTHSIDE BAPTIST CHURCH		163	165	182	8	110	6	1	0	1
0048 UNIVERSITY BAPTIST CHURCH		105	94	83	6	44	9	1	0	2
0049 UNDERWOOD BAPTIST CHURCH		22	6	31	0	40	3	0	0	2
0050 PEA RIDGE COMMUNITY CTR.		44	14	31	2	36	11	1	0	2
0051 WILTON MNICIPAL ANNEX		20	3	24	0	18	4	0	0	0
0052 MONTEVALLO PARKS & REC.		76	38	54	3	47	7	1	0	0
0053 CALERA COMMUNTIY CENTER		181	152	183	10	136	1	4	0	1
0055 CONCORD BAPTIST CHURCH		165	179	186	12	123	0	4	0	13
0057 CAMP BRANCH CIVIC CENTER		101	76	125	4	85	2	3	0	0
0058 COLUMBIANA REC. BUILDING		455	76	138	10	126	1	1	0	4
0060 FOURMILE VOL. FIRE/RESCUE		98	33	43	2	37	0	0	0	0
0061 WILSONVILLE UN. METHODIST		219	85	121	6	106	5	1	0	3
0062 OLD SHELBY ELEM. SCHOOL		132	49	87	0	49	0	1	0	1
0063 BAY SPRINGS BAPTIST		88	27	67	4	44	0	2	0	0
0064 CHRIST UNITED METHODIST		142	307	206	11	60	1	1	0	7
0066 FAITH PRESBYTERIAN CHURCH		205	254	232	15	76	3	0	0	11
0068 RIVERCHASE UN. METHODIST		150	263	142	6	52	0	4	0	4
0070 UN METHODIST ALABASTER		170	179	209	12	112	2	1	0	11
0072 COVENANT LIFE CHURCH		179	157	183	13	79	5	1	0	5
0074 CHELSEA LIBERTY BAPTIST		125	133	129	2	82	0	0	0	2
0075 ABSENTEE		125	167	131	5	40	1	0	0	3
0076 PROVISIONAL		0	6	2	0	1	0	0	0	0
CANDIDATE TOTALS		7134	7845	7497	354	3716	89	71		197

CANDIDATE PERCENT	26.71	29.37	28.07	1.32	13.91	.33	.26
-------------------	-------	-------	-------	------	-------	-----	-----
